

Teaching suggestions

Flashcards. The small flashcard sheets can be cut up and made into double-sided flashcards with the picture (e.g., of an apple) on one side and the word ("*apple*") on the other. They can be then used to play a "flip and find" game. Show the picture side of each flashcard to the student, then the word side, then lay picture-side down. With a verbal prompt "*apple*", the student flips a flashcard to reveal the correct picture. Large flash cards can be used to play a game of "reveal". Hide the flash card behind a piece of cardboard and slowly reveal the picture: the first student to call out the correct word wins the flashcard. Large flashcards can also be cut-up into pieces by letter. Jigsaw games can then be played: the pieces are jumbled up and with a verbal prompt (or small flashcard), students race to put the pieces together to form the word/picture.


Worksheets. There are writing worksheets which allow students to practice tracing and copying words. There are word search puzzles where students must circle and cross off words. Colouring sheets can be used with younger children

Games. A snakes and ladders/bingo game is included. This is how to play: Print off the snakes and ladders game, and picture and word bingo sheets (one of each per student). You also need at least one coloured counter per student, and dice. Place the counters at the start of the snakes and ladders game. Students shake the dice and move that number of squares, remembering to go up the ladders and down the snakes when they land on them. They cross off, or cover (if you have plenty coloured counters), the relevant item(s) on the bingo sheet, at the same time saying the word(s). The game continues until a student gets bingo (five in a row/column/diagonal). Do picture bingo first, and then word bingo (students use the flashcards if they cannot match words and pictures).

Flashcards and game sheets will last much longer if they are laminated.

Website: www.kidsinglish.com

Email: info@kidsinglish.com




©www.kidsinglish.com




©www.kidsinglish.com




©www.kidsinglish.com




©www.kidsinglish.com




©www.kidsinglish.com



©www.kidsinglish.com



©www.kidsinglish.com



©www.kidsinglish.com

pig

dog

chicken


sheep

goat

cow

horse


duck




© www.kidsinglish.com



© www.kidsinglish.com




© www.kidsinglish.com




© www.kidsinglish.com



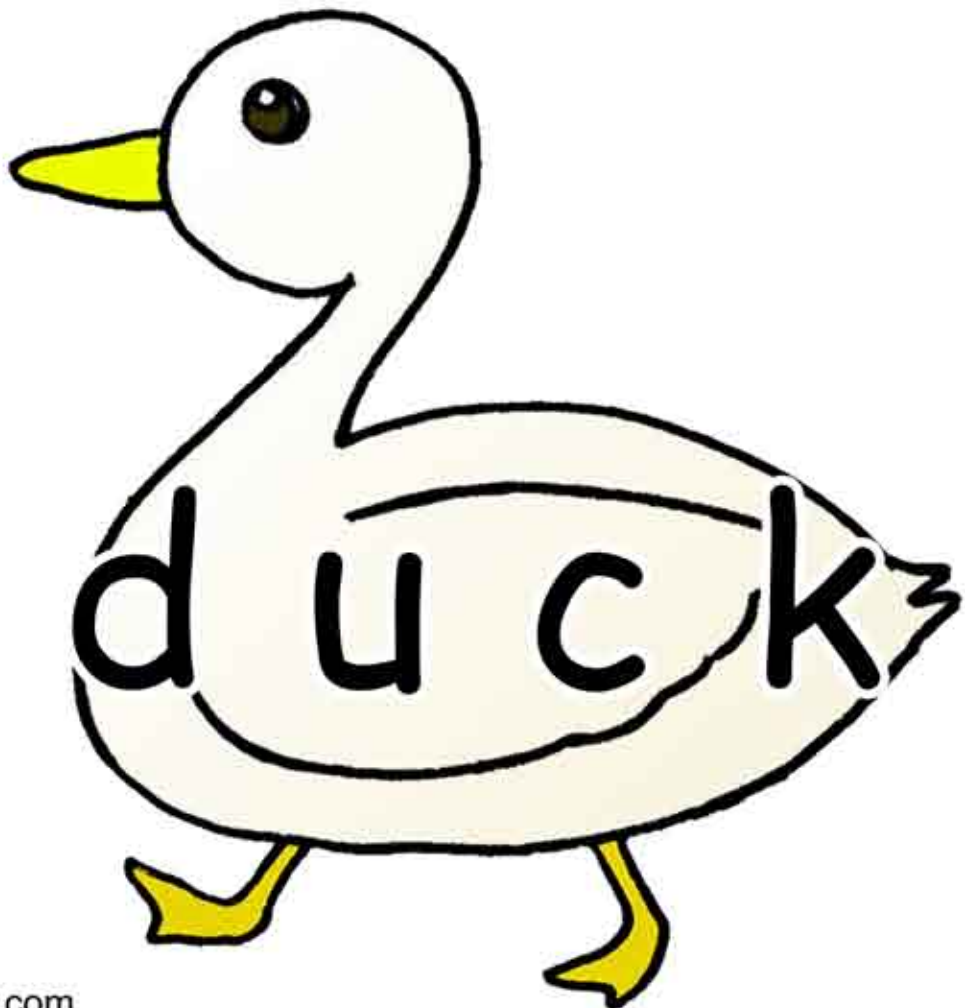
© www.kidsinglish.com



© www.kidsinglish.com




© www.kidsinglish.com




© www.kidsinglish.com




pig




dog




sheep




chicken




goat



COW



duck



horse

Word Search

p	i	g	z	b	d	x	l	o	s
y	w	q	d	t	u	y	i	o	h
a	s	d	f	g	c	h	j	k	e
g	o	a	t	l	k	z	x	c	e
v	b	n	m	q	w	e	r	t	p
y	u	i	o	p	d	o	g	a	d
f	g	h	j	k	l	z	x	c	v
h	o	r	s	e	b	n	c	o	w
m	q	r	e	t	u	y	p	a	z
c	h	i	c	k	e	n	v	b	n

pig

dog

horse

chicken

sheep

duck

goat

cow

Writing worksheet

pig

dog

chicken

sheep

goat

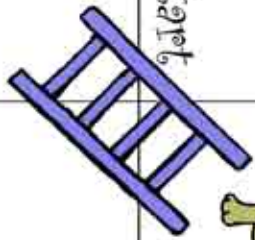
cow

horse

duck

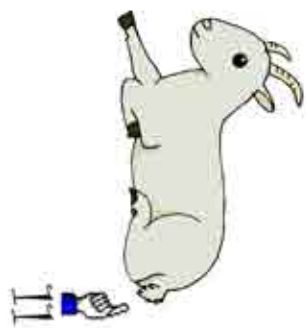


Back to Start




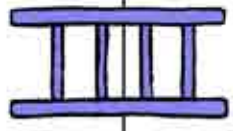
22

12



11

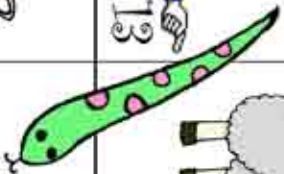
Start



10

1

13




14



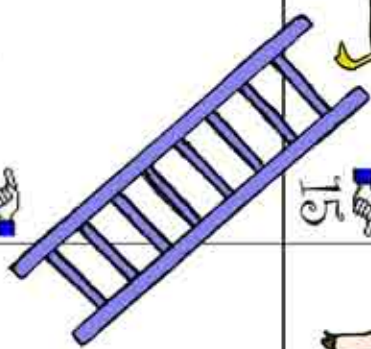

9

21




20

15




8



3

19



16



7

4



18



17




6

5



picture bingo

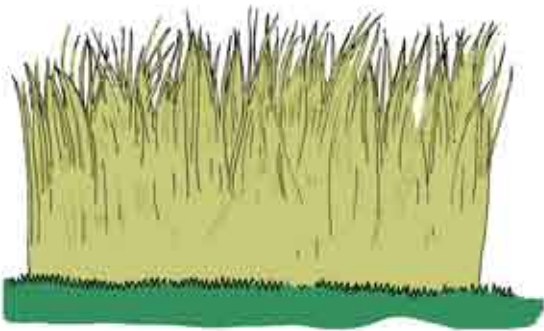


© www.kidsinglish.com



word bingo

© www.kidsinglish.com

pig	dog	chicken	sheep	goat
cow	horse	duck	chicken	sheep
horse	pig	goat	dog	duck
chicken	duck	dog	pig	horse
cow	sheep	horse	goat	cow



©www.kidsinglish.com

