

Teaching suggestions

Flashcards. The small flashcard sheets can be cut up and made into double-sided flashcards with the picture (e.g., of an apple) on one side and the word ("*apple*") on the other. They can be then used to play a "flip and find" game. Show the picture side of each flashcard to the student, then the word side, then lay picture-side down. With a verbal prompt "*apple*", the student flips a flashcard to reveal the correct picture. Large flash cards can be used to play a game of "reveal". Hide the flash card behind a piece of cardboard and slowly reveal the picture: the first student to call out the correct word wins the flashcard. Large flashcards can also be cut-up into pieces by letter. Jigsaw games can then be played: the pieces are jumbled up and with a verbal prompt (or small flashcard), students race to put the pieces together to form the word/picture.


Worksheets. There are writing worksheets which allow students to practice tracing and copying words. There are word search puzzles where students must circle and cross off words. Colouring sheets can be used with younger children

Games. A snakes and ladders/bingo game is included. This is how to play: Print off the snakes and ladders game, and picture and word bingo sheets (one of each per student). You also need at least one coloured counter per student, and dice. Place the counters at the start of the snakes and ladders game. Students shake the dice and move that number of squares, remembering to go up the ladders and down the snakes when they land on them. They cross off, or cover (if you have plenty coloured counters), the relevant item(s) on the bingo sheet, at the same time saying the word(s). The game continues until a student gets bingo (five in a row/column/diagonal). Do picture bingo first, and then word bingo (students use the flashcards if they cannot match words and pictures).

Flashcards and game sheets will last much longer if they are laminated.

Website: www.kidsinglish.com

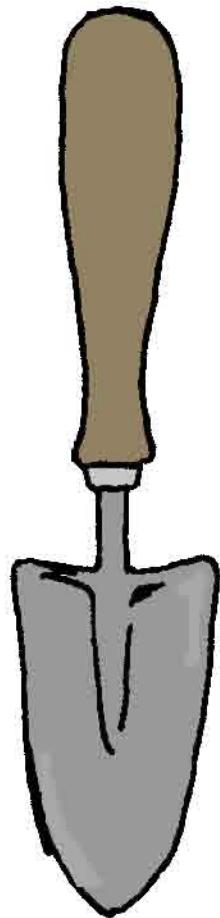
Email: info@kidsinglish.com



spade

© www.kidsinglish.com

trowel




© www.kidsinglish.com




flower pot

© www.kidsinglish.com

gardening
fork



© www.kidsinglish.com



hoe


© www.kidsinglish.com



watering
can

© www.kidsinglish.com

wheel barrow

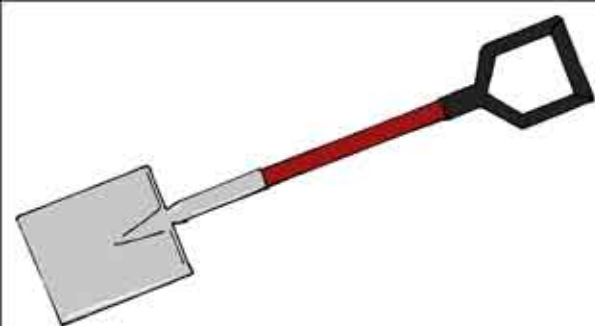


© www.kidsinglish.com



scarecrow

© www.kidsinglish.com



©www.kidsinglish.com



©www.kidsinglish.com



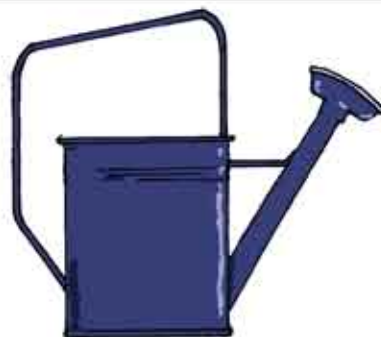
©www.kidsinglish.com



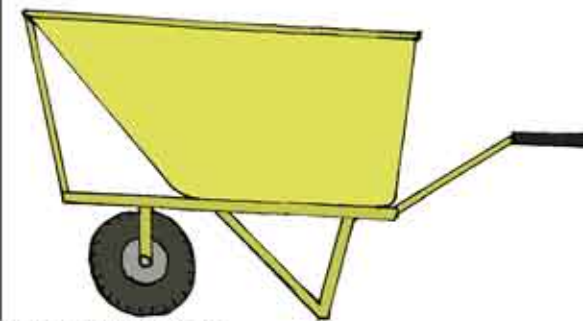
©www.kidsinglish.com



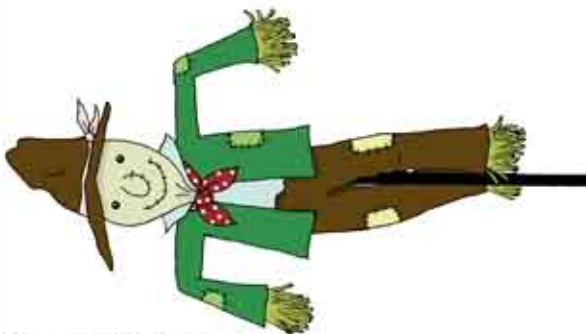
©www.kidsinglish.com



©www.kidsinglish.com



©www.kidsinglish.com



©www.kidsinglish.com

spade

trowel

gardening
fork


flower
pot

hoe

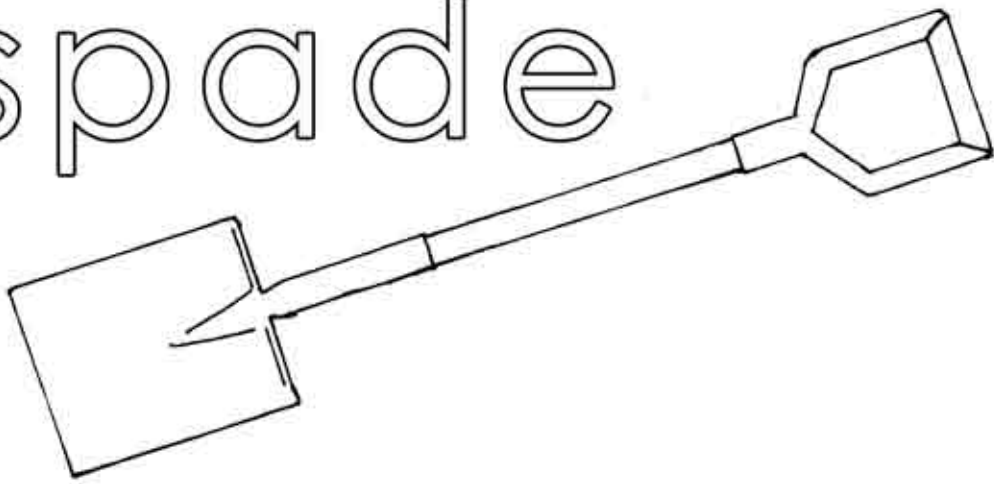
watering
can

wheel
barrow


scarecrow



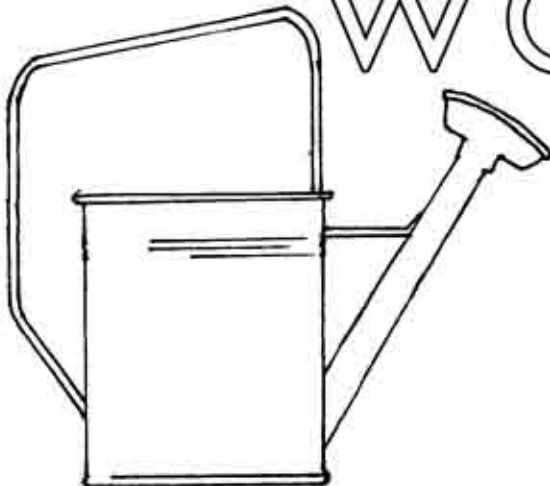
spade



trowel




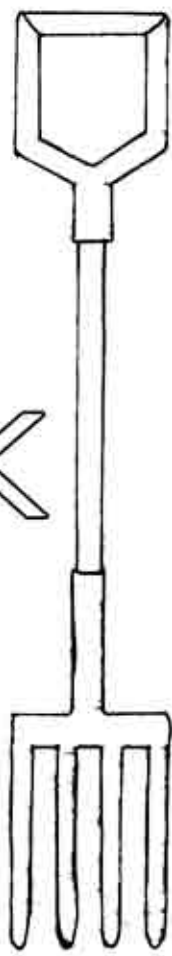
flower
pot



watering
can

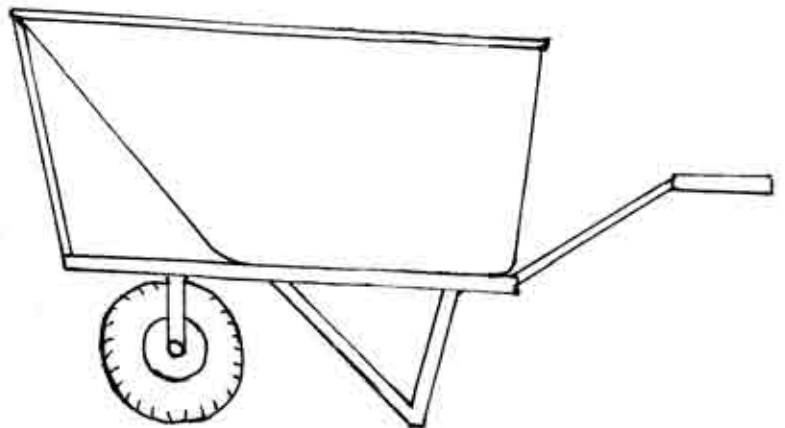


fork



scarecrow

wheel
barrow



Word Search

s	c	a	r	e	c	r	o	w	q
p	w	e	r	t	a	y	u	i	o
a	p	a	s	d	n	f	g	h	j
d	l	z	x	b	c	f	o	r	k
e	v	b	n	a	m	l	q	w	e
r	t	p	y	r	h	o	e	u	i
o	p	o	a	r	s	w	d	f	g
h	j	t	r	o	w	e	l	k	l
z	x	c	v	w	b	r	n	m	q
g	a	r	d	e	n	w	e	r	t

scarecrow

barrow

trowel

fork

can

hoe

spade

pot

flower

garden

scarecrow

wheel barrow

gardening fork

spade

trowel

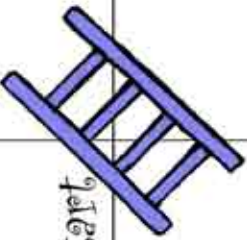
flower pot

watering can

hoe



Back to Start

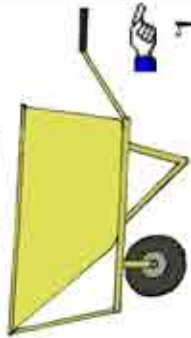


12



11

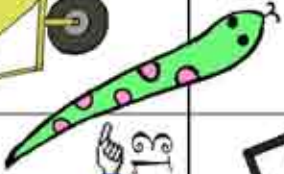

Start



1



10



13



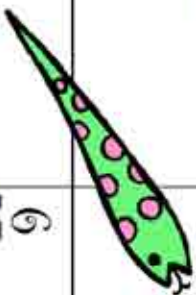
14



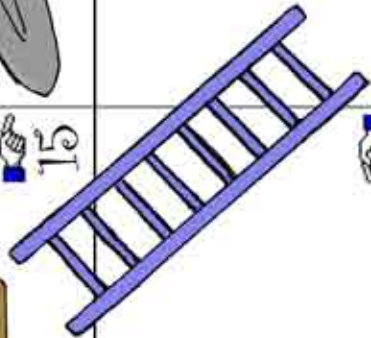
2



9



3



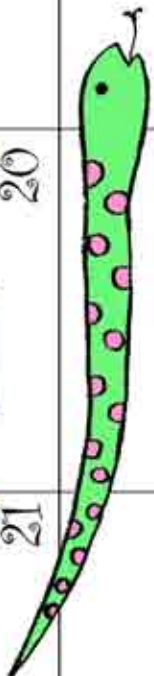
8



15



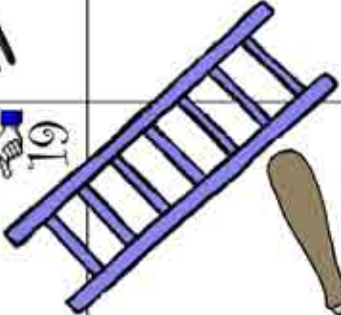
20



19



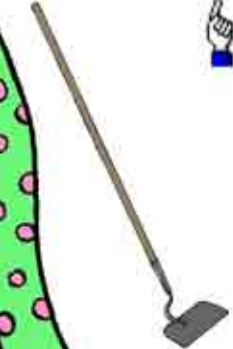
16



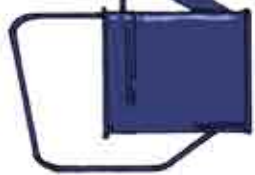
18



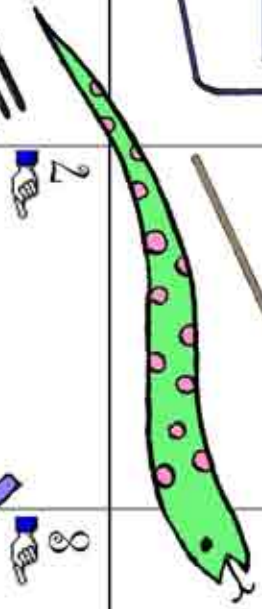
17



4



5



7



6

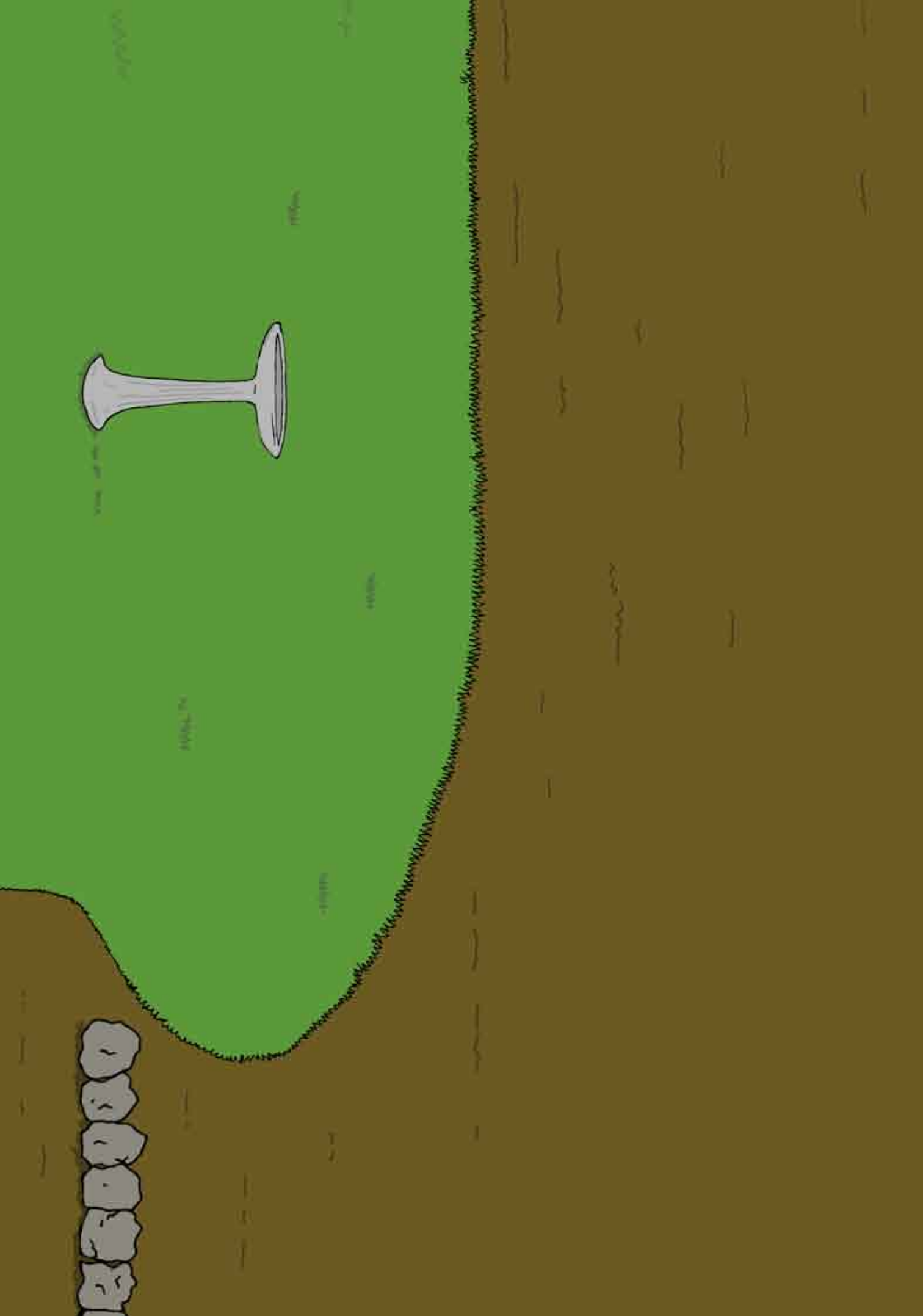
picture bingo

© www.kidsinglish.com



word bingo

scarecrow	gardening fork	watering can	spade	trowel
wheel barrow	flower pot	hoe	scarecrow	wheel barrow
watering can	hoe	gardening fork	trowel	scarecrow
hoe	spade	wheel barrow	flower pot	watering can
flower pot	scarecrow	trowel	gardening fork	spade



✂ Cut & paste

