

## Teaching suggestions

**Flashcards.** The small flashcard sheets can be cut up and made into double-sided flashcards with the picture (e.g., of an apple) on one side and the word ("*apple*") on the other. They can be then used to play a "flip and find" game. Show the picture side of each flashcard to the student, then the word side, then lay picture-side down. With a verbal prompt "*apple*", the student flips a flashcard to reveal the correct picture. Large flash cards can be used to play a game of "reveal". Hide the flash card behind a piece of cardboard and slowly reveal the picture: the first student to call out the correct word wins the flashcard. Large flashcards can also be cut-up into pieces by letter. Jigsaw games can then be played: the pieces are jumbled up and with a verbal prompt (or small flashcard), students race to put the pieces together to form the word/picture.

**Worksheets.** There are writing worksheets which allow students to practice tracing and copying words. There are word search puzzles where students must circle and cross off words. Colouring sheets can be used with younger children

**Games.** A snakes and ladders/bingo game is included. This is how to play: Print off the snakes and ladders game, and picture and word bingo sheets (one of each per student). You also need at least one coloured counter per student, and dice. Place the counters at the start of the snakes and ladders game. Students shake the dice and move that number of squares, remembering to go up the ladders and down the snakes when they land on them. They cross off, or cover (if you have plenty coloured counters), the relevant item(s) on the bingo sheet, at the same time saying the word(s). The game continues until a student gets bingo (five in a row/column/diagonal). Do picture bingo first, and then word bingo (students use the flashcards if they cannot match words and pictures).

Flashcards and game sheets will last much longer if they are laminated.

Website: [www.kidsinglish.com](http://www.kidsinglish.com)

Email: [info@kidsinglish.com](mailto:info@kidsinglish.com)




**lunchbox**

© www.kidsinglish.com

**school  
bag**



© www.kidsinglish.com



pencil

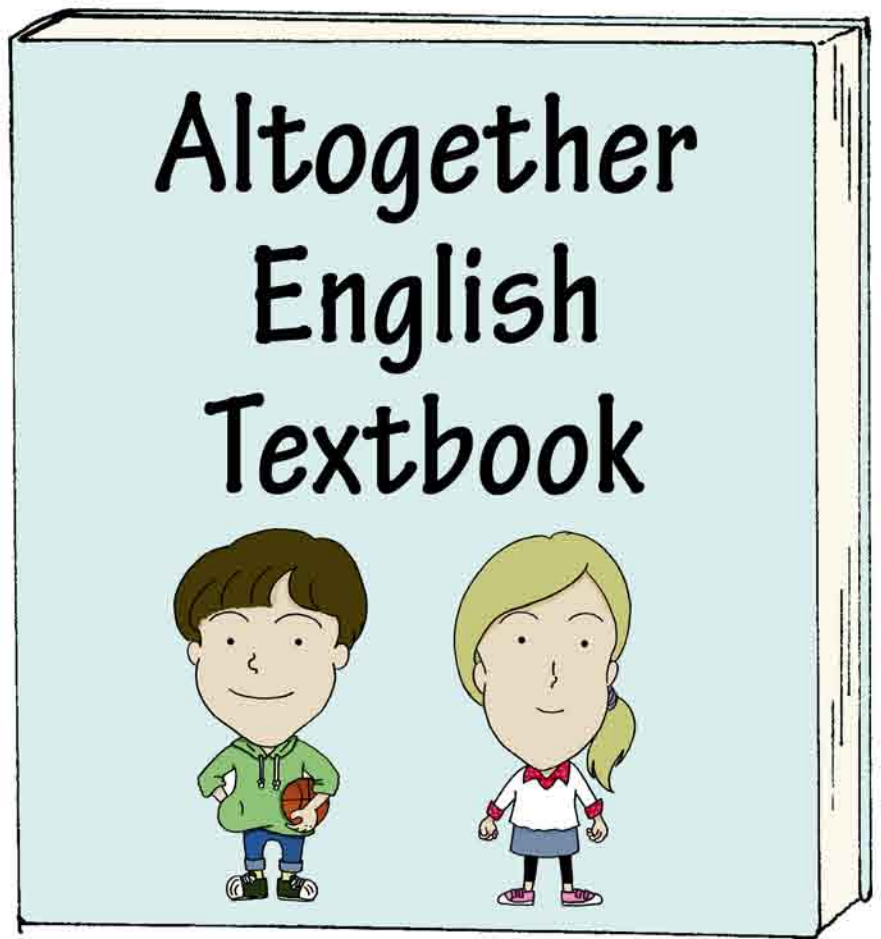
© www.kidsinglish.com




pen

© www.kidsinglish.com

book

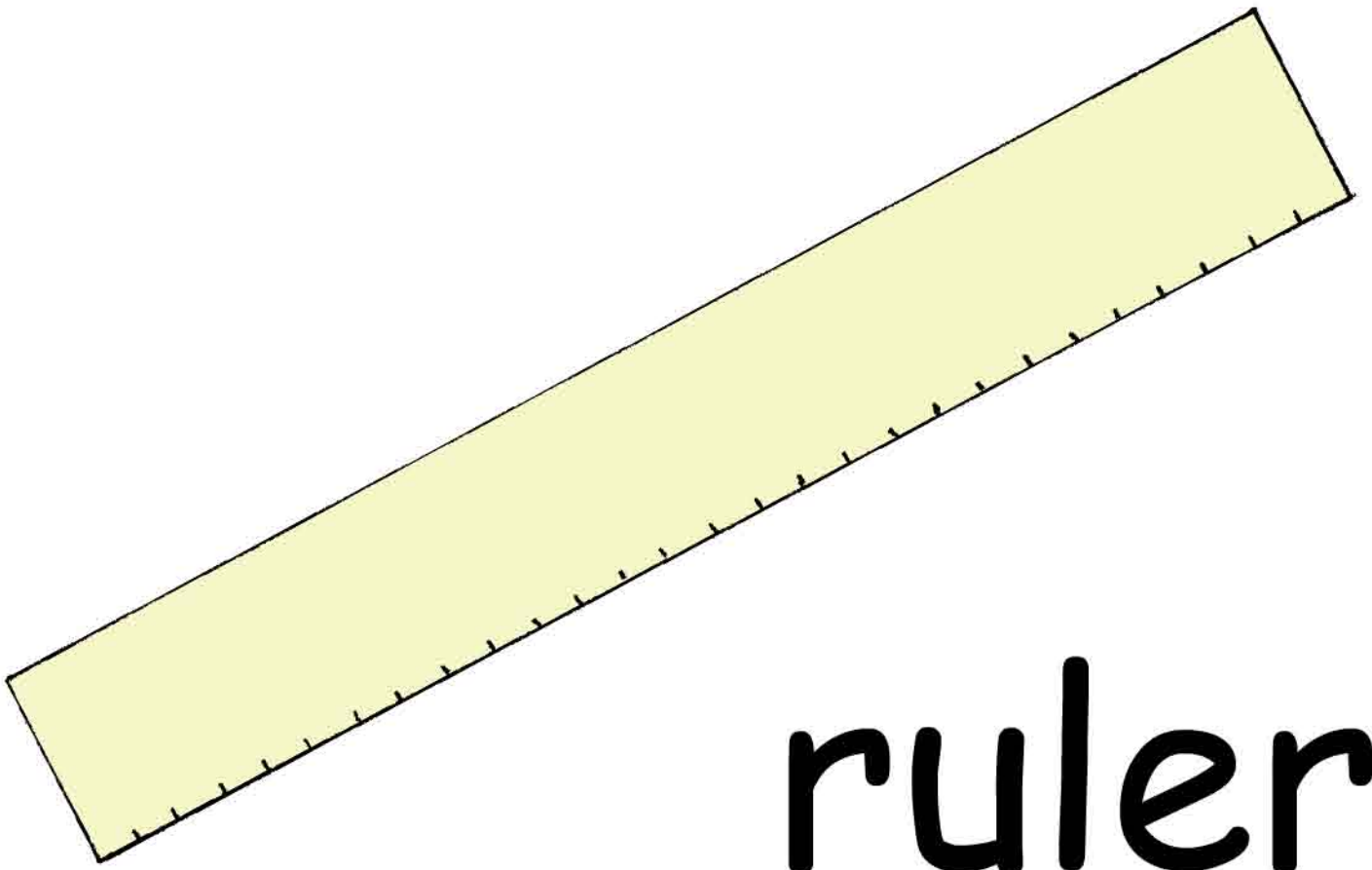


© www.kidsinglish.com



eraser

© www.kidsinglish.com



ruler

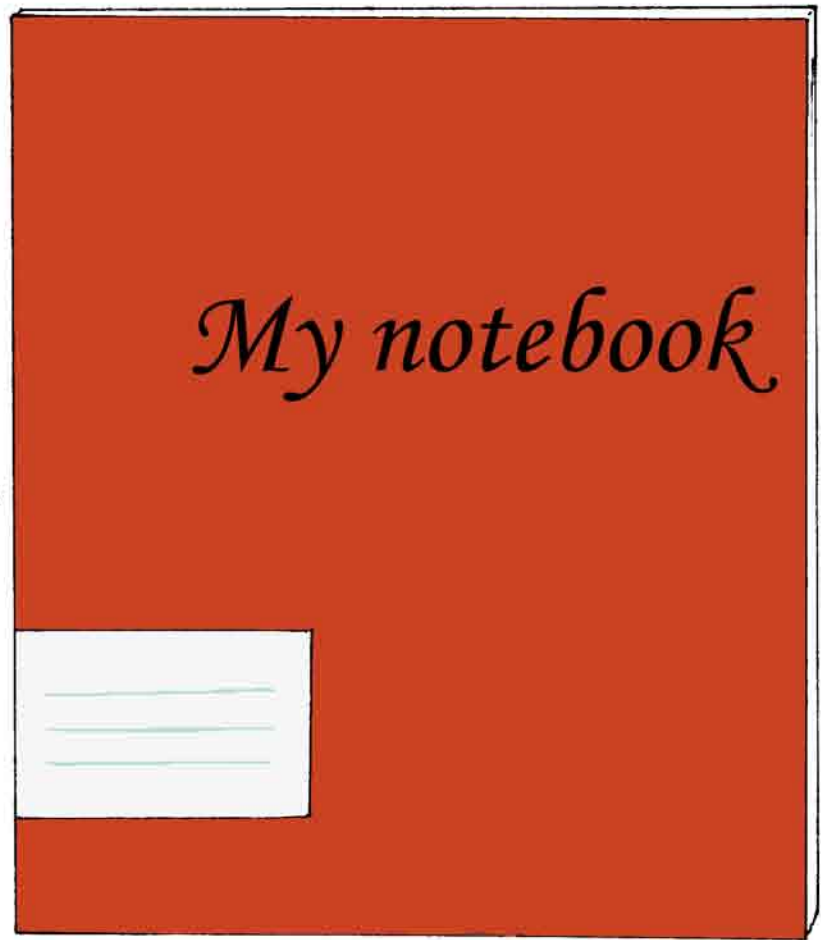
© www.kidsinglish.com



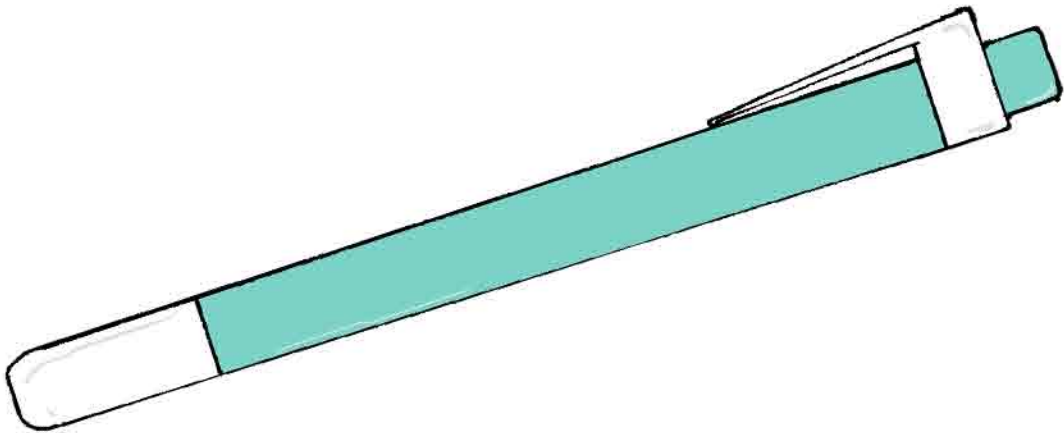
desk

© www.kidsinglish.com

notebook




© www.kidsinglish.com



marker pen

© www.kidsinglish.com





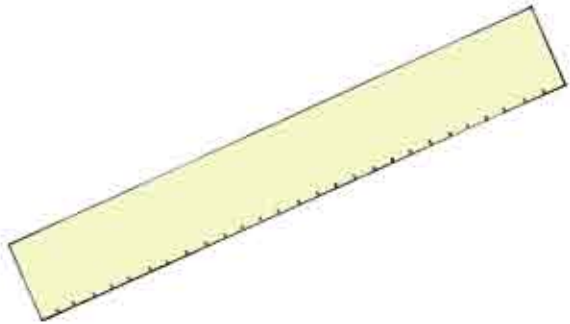
©www.kidsinglish.com



©www.kidsinglish.com



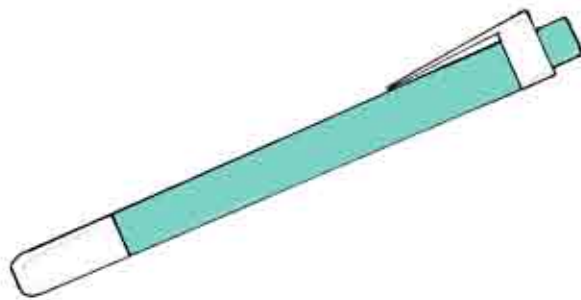
©www.kidsinglish.com




©www.kidsinglish.com




©www.kidsinglish.com



©www.kidsinglish.com



©www.kidsinglish.com



©www.kidsinglish.com



©www.kidsinglish.com



©www.kidsinglish.com

pencil

pen

eraser

ruler

school  
bag

marker  
pen

notebook

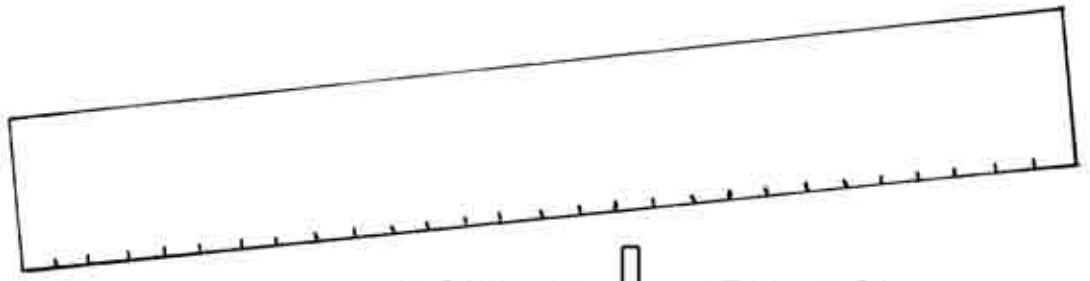
book

lunchbox

desk







ruler



book



eraser

Word Search

b	o	o	k	q	n	w	e	p	e
a	r	t	y	u	o	i	o	e	r
g	p	a	s	d	t	f	g	n	a
h	m	a	r	k	e	r	j	c	s
l	u	n	c	h	b	o	x	i	e
k	l	z	x	c	o	v	b	l	r
n	m	q	p	w	o	e	r	t	y
u	i	d	e	s	k	o	p	a	s
d	f	g	n	h	j	k	l	z	x
c	v	b	n	m	r	u	l	e	r

**book**

**pen**

**ruler**

**notebook**

**pencil**

**marker**

**lunchbox**

**eraser**

**bag**

**desk**

pen

ruler

eraser

pencil

desk

notebook

book

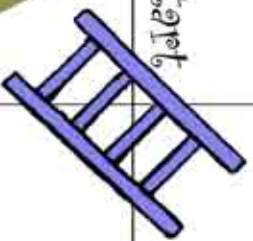
marker pen

school bag

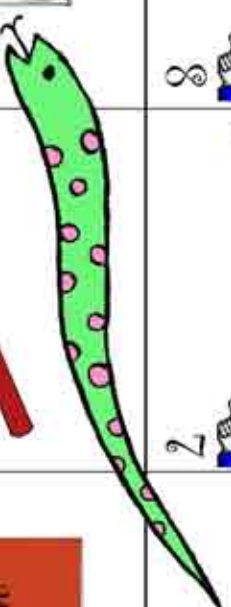
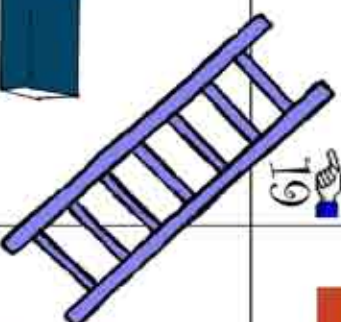
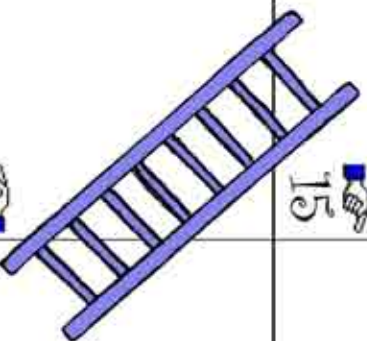
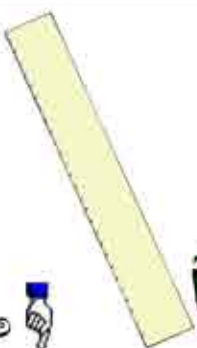
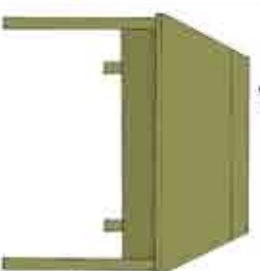
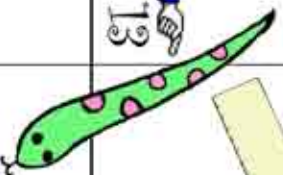
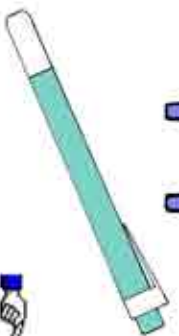
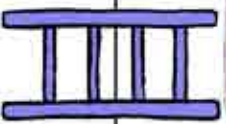
lunchbox



Back to Start




Start



# picture bingo

© www.kidsinglish.com





# word bingo

pencil	pen	eraser	ruler	lunchbox
marker pen	notebook	book	school bag	desk
lunchbox	pencil	pen	marker pen	eraser
eraser	school bag	desk	lunchbox	ruler
book	ruler	notebook	pencil	pen



Cut up & paste

