

Teaching suggestions

Flashcards. The small flashcard sheets can be cut up and made into double-sided flashcards with the picture (e.g., of an apple) on one side and the word ("*apple*") on the other. They can be then used to play a "flip and find" game. Show the picture side of each flashcard to the student, then the word side, then lay picture-side down. With a verbal prompt "*apple*", the student flips a flashcard to reveal the correct picture. Large flash cards can be used to play a game of "reveal". Hide the flash card behind a piece of cardboard and slowly reveal the picture: the first student to call out the correct word wins the flashcard. Large flashcards can also be cut-up into pieces by letter. Jigsaw games can then be played: the pieces are jumbled up and with a verbal prompt (or small flashcard), students race to put the pieces together to form the word/picture.

Worksheets. There are writing worksheets which allow students to practice tracing and copying words. There are word search puzzles where students must circle and cross off words. Colouring sheets can be used with younger children

Games. A snakes and ladders/bingo game is included. This is how to play: Print off the snakes and ladders game, and picture and word bingo sheets (one of each per student). You also need at least one coloured counter per student, and dice. Place the counters at the start of the snakes and ladders game. Students shake the dice and move that number of squares, remembering to go up the ladders and down the snakes when they land on them. They cross off, or cover (if you have plenty coloured counters), the relevant item(s) on the bingo sheet, at the same time saying the word(s). The game continues until a student gets bingo (five in a row/column/diagonal). Do picture bingo first, and then word bingo (students use the flashcards if they cannot match words and pictures).

Flashcards and game sheets will last much longer if they are laminated.

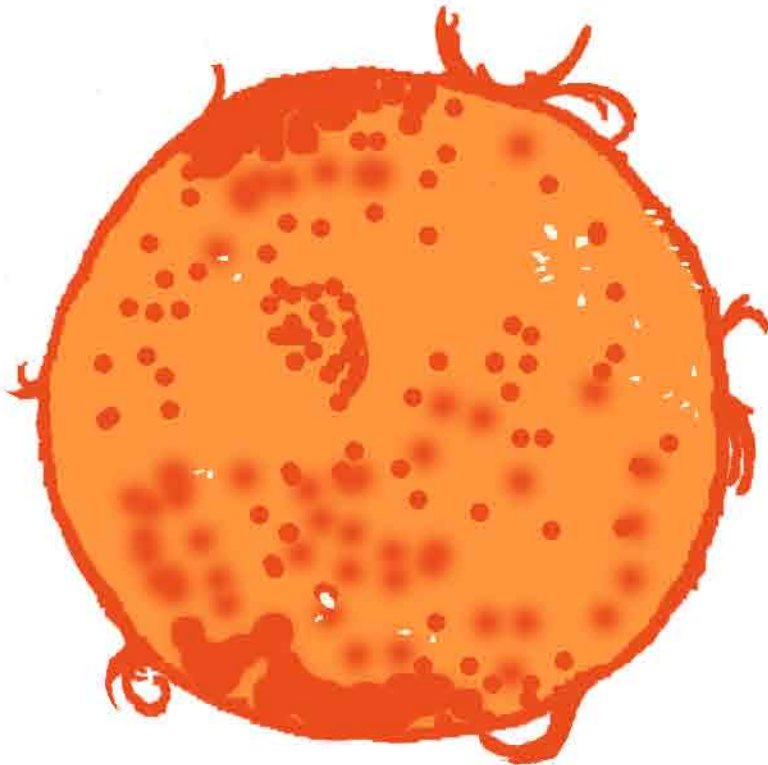
Website: www.kidsinglish.com

Email: info@kidsinglish.com



moon


© www.kidsinglish.com



sun


© www.kidsinglish.com

planet



© www.kidsinglish.com

star

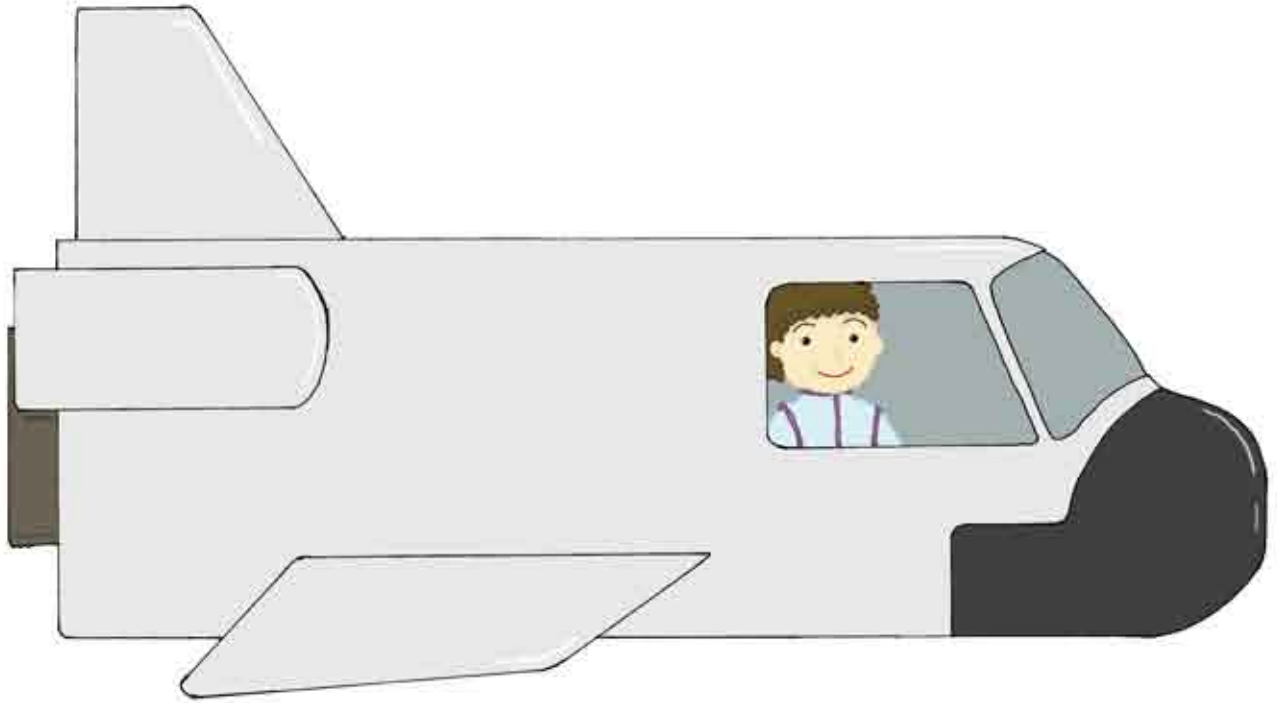


© www.kidsinglish.com



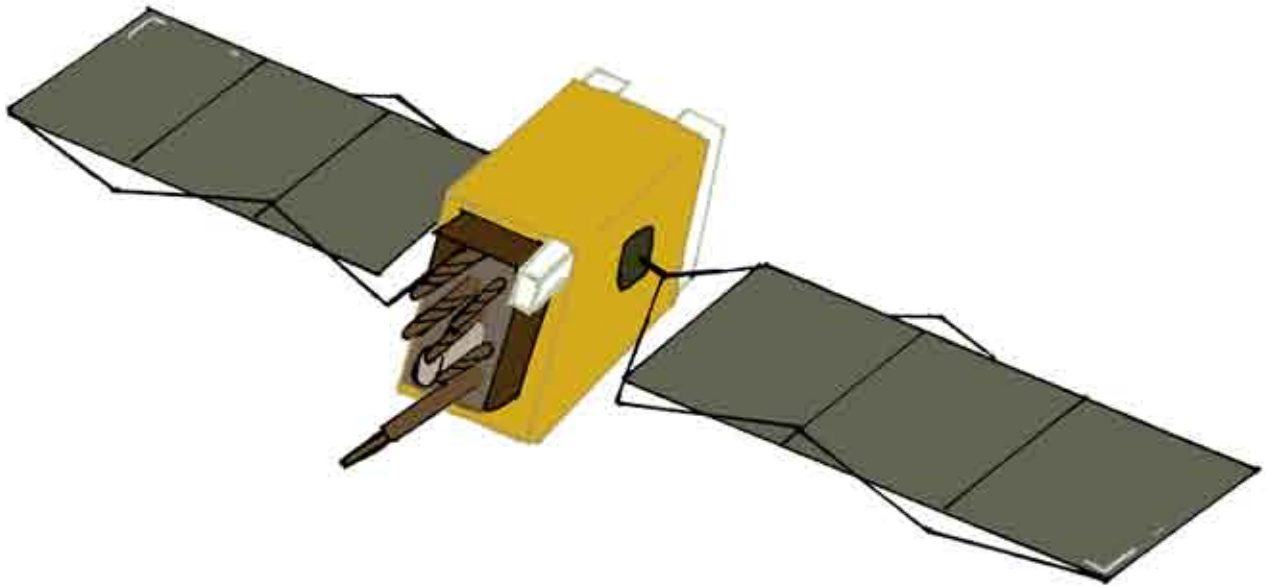
alien

© www.kidsinglish.com



rocket ship

© www.kidsinglish.com



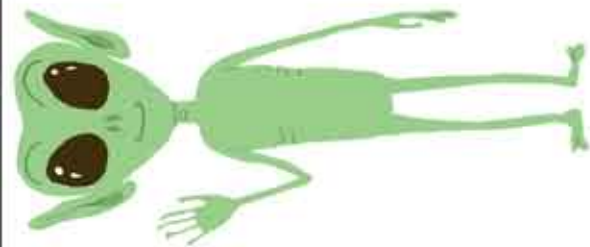
satellite

© www.kidsinglish.com



astronaut

© www.kidsinglish.com



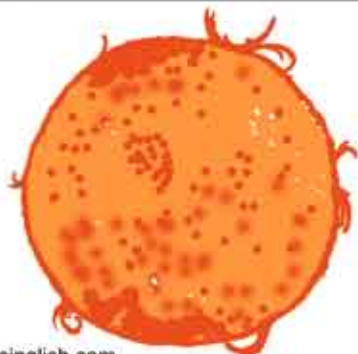
©www.kidsinglish.com



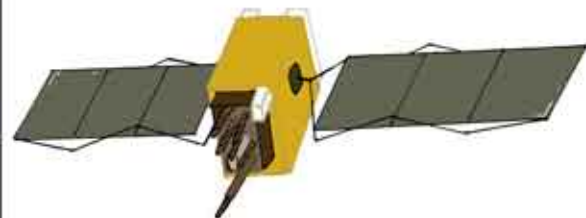
©www.kidsinglish.com



©www.kidsinglish.com



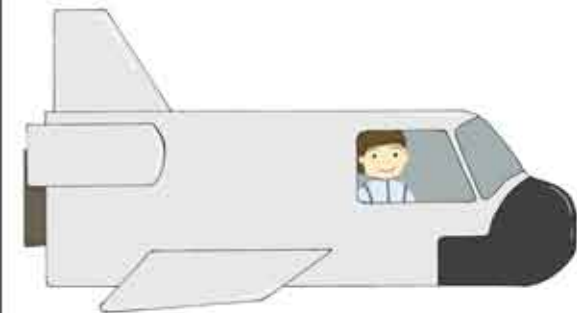
©www.kidsinglish.com



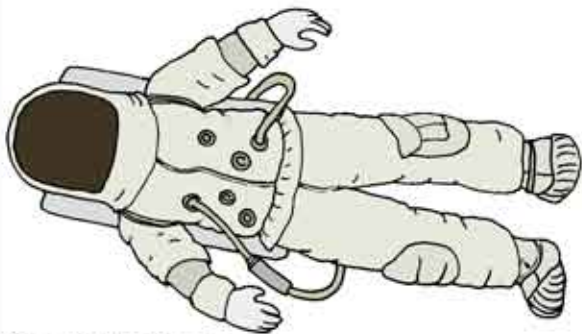
©www.kidsinglish.com



©www.kidsinglish.com



©www.kidsinglish.com



©www.kidsinglish.com

alien

planet

moon

sun

satellite


star

rocket
ship

astronaut



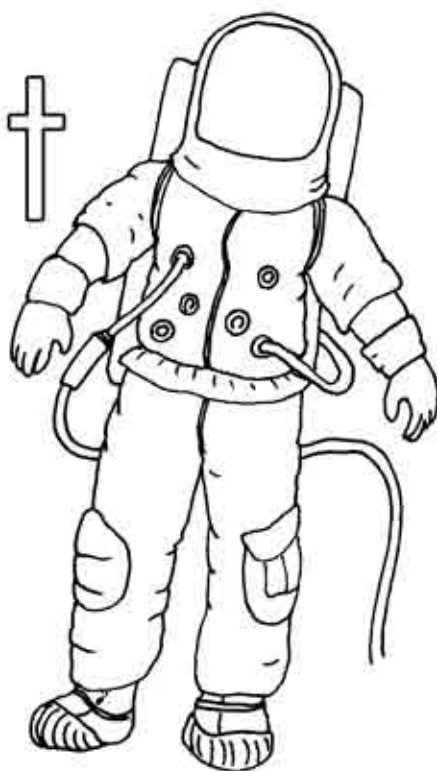
rocket
ship



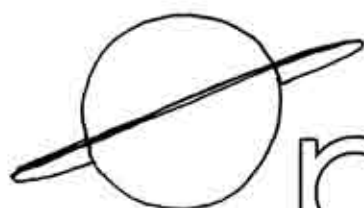
alien



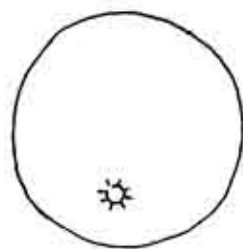
astronaut



★ star




planet



moon

sun



satellite

Word Search

a	s	t	r	o	n	a	u	t	i
q	a	w	e	r	t	l	y	u	o
s	t	a	r	p	a	i	s	d	f
g	e	h	j	k	l	e	z	x	c
p	l	a	n	e	t	n	v	b	n
m	l	q	w	e	r	t	y	u	i
o	i	p	a	s	d	m	o	o	n
f	t	g	h	j	k	l	z	x	c
v	e	b	n	m	q	w	e	r	t
r	o	c	k	e	t	y	s	u	n

sun	moon	rocket
planet	alien	satellite
astronaut	star	

Writing worksheet

sun

moon

planet

star

rocket ship

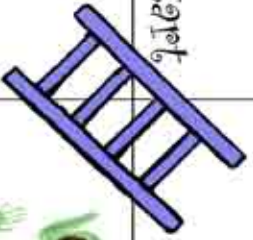
satellite

astronaut

alien



Back to Start

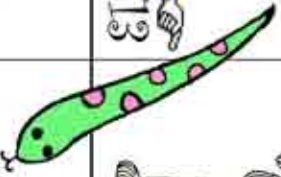


22

12



13



14

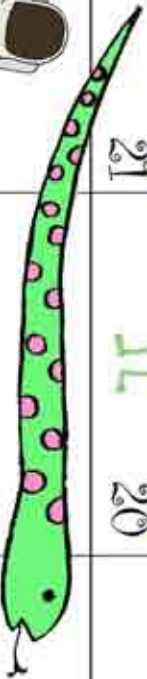


21




20

15



19



16




18



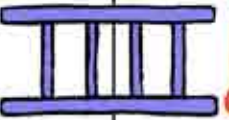
17



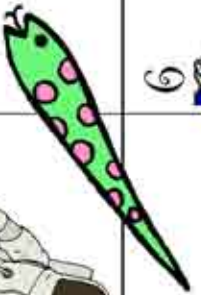
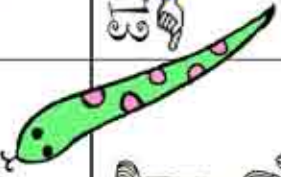
11



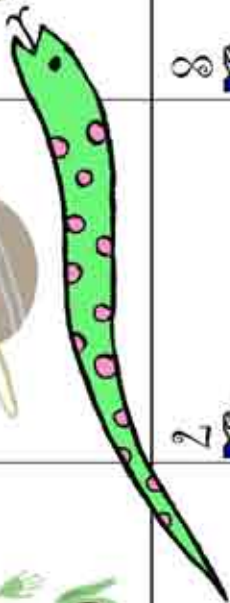
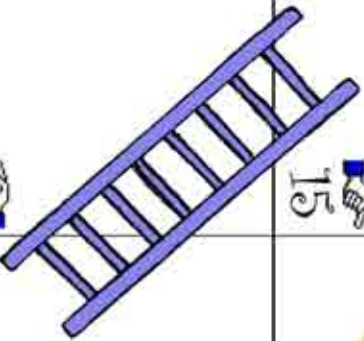
10



9



8



7



14



2



6

Start



1



2




3



5

picture bingo

© www.kidsinglish.com



word bingo

alien	star	planet	sun	moon
satellite	rocket ship	astronaut	alien	star
planet	sun	moon	satellite	rocket ship
astronaut	alien	star	planet	sun
moon	satellite	rocket ship	astronaut	alien