

## Teaching suggestions

**Flashcards.** The small flashcard sheets can be cut up and made into double-sided flashcards with the picture (e.g., of an apple) on one side and the word ("*apple*") on the other. They can be then used to play a "flip and find" game. Show the picture side of each flashcard to the student, then the word side, then lay picture-side down. With a verbal prompt "*apple*", the student flips a flashcard to reveal the correct picture. Large flash cards can be used to play a game of "reveal". Hide the flash card behind a piece of cardboard and slowly reveal the picture: the first student to call out the correct word wins the flashcard. Large flashcards can also be cut-up into pieces by letter. Jigsaw games can then be played: the pieces are jumbled up and with a verbal prompt (or small flashcard), students race to put the pieces together to form the word/picture.

**Worksheets.** There are writing worksheets which allow students to practice tracing and copying words. There are word search puzzles where students must circle and cross off words. Colouring sheets can be used with younger children

**Games.** A snakes and ladders/bingo game is included. This is how to play: Print off the snakes and ladders game, and picture and word bingo sheets (one of each per student). You also need at least one coloured counter per student, and dice. Place the counters at the start of the snakes and ladders game. Students shake the dice and move that number of squares, remembering to go up the ladders and down the snakes when they land on them. They cross off, or cover (if you have plenty coloured counters), the relevant item(s) on the bingo sheet, at the same time saying the word(s). The game continues until a student gets bingo (five in a row/column/diagonal). Do picture bingo first, and then word bingo (students use the flashcards if they cannot match words and pictures).

Flashcards and game sheets will last much longer if they are laminated.

Website: [www.kidsinglish.com](http://www.kidsinglish.com)

Email: [info@kidsinglish.com](mailto:info@kidsinglish.com)



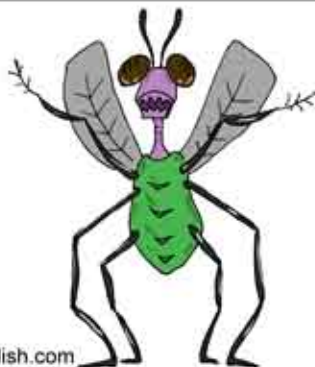
©www.kidsinglish.com



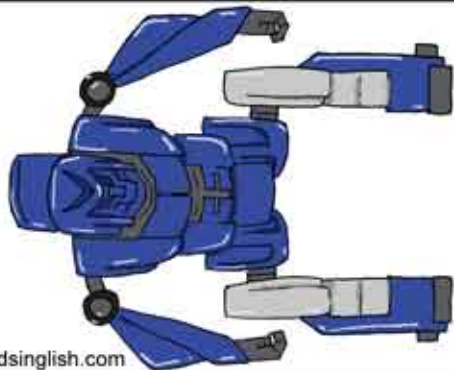
©www.kidsinglish.com



©www.kidsinglish.com



©www.kidsinglish.com



©www.kidsinglish.com



©www.kidsinglish.com



©www.kidsinglish.com



©www.kidsinglish.com

car

©www.kidsinglish.com

doll

©www.kidsinglish.com

teddy  
bear

©www.kidsinglish.com

bug

©www.kidsinglish.com

robot

©www.kidsinglish.com

guitar

©www.kidsinglish.com

jigsaw  
puzzle

©www.kidsinglish.com


train  
set

©www.kidsinglish.com



c a r

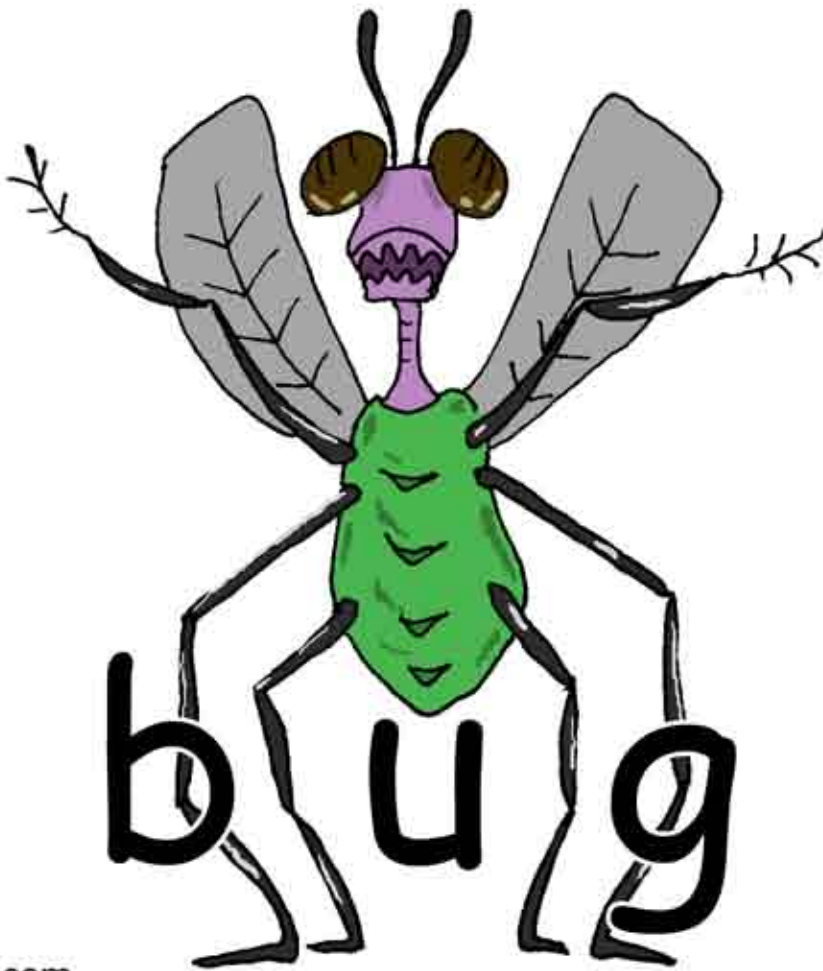
d o l l





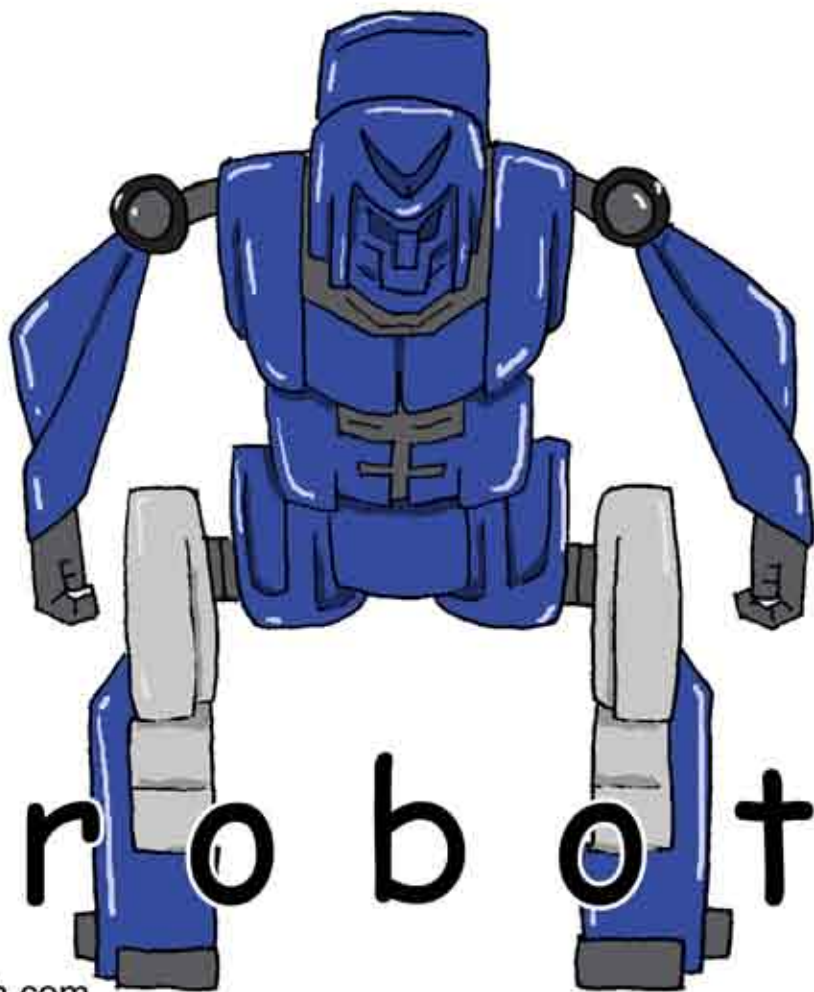
teddy

© www.kidsinglish.com



© www.kidsinglish.com






robot




guitar

jigsaw



© www.kidsinglish.com



train set


© www.kidsinglish.com




doll



teddy  
bear



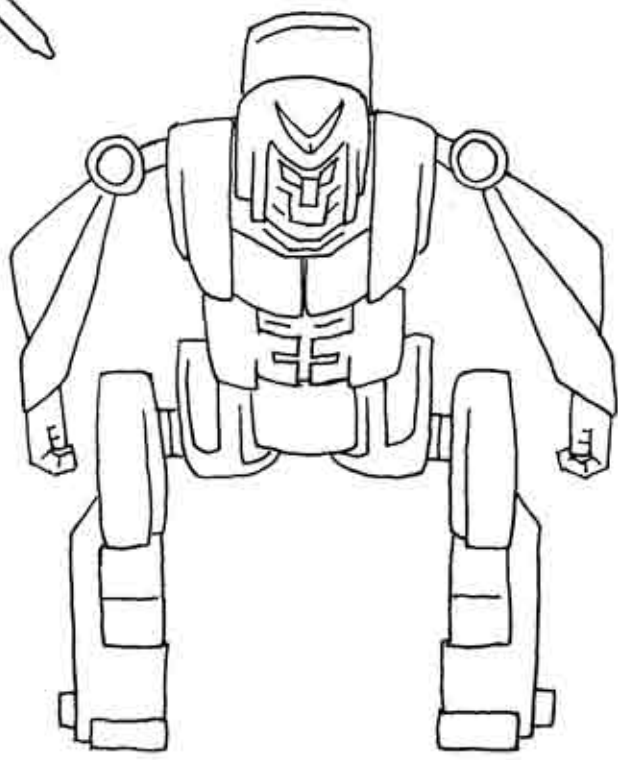
car




bug







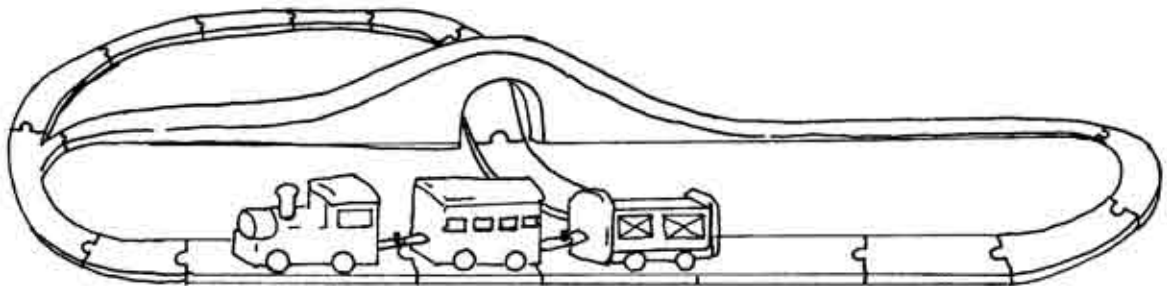
robot



jigsaw  
puzzle



guitar



train set

# Word Search

c	a	r	q	w	r	o	b	o	t
e	r	t	y	u	i	o	p	a	s
b	u	g	d	f	t	e	d	d	y
h	j	k	l	z	b	e	a	r	x
d	o	l	l	c	v	b	n	g	m
q	w	e	r	t	y	u	i	u	o
j	i	g	s	a	w	p	a	i	d
p	u	z	z	l	e	s	d	t	f
t	r	a	i	n	g	h	j	a	k
s	e	t	v	x	n	m	l	r	q

car

bug

jigsaw  
puzzle

doll

robot

train  
set

teddy  
bear

guitar

## Writing worksheet

car

doll

teddy bear

bug

robot

guitar

jigsaw

train set

Start

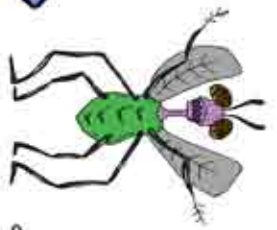
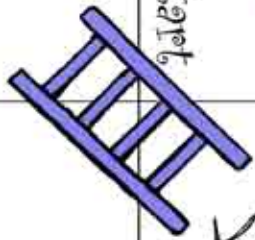


11

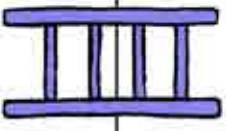


12

Back to Start



22

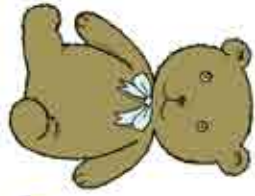
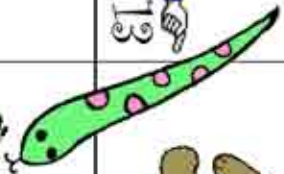


1



10

13



14

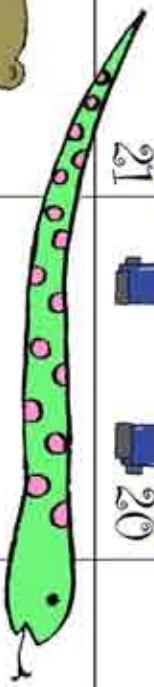


2

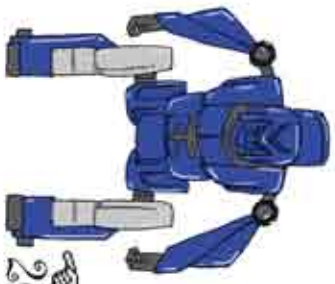


9

21

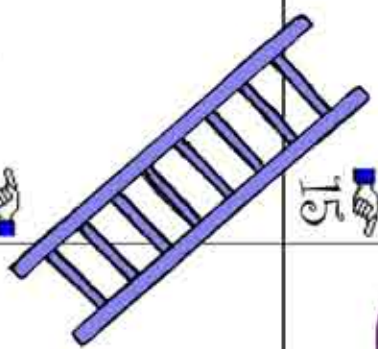


20



3

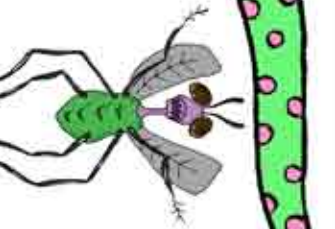
15



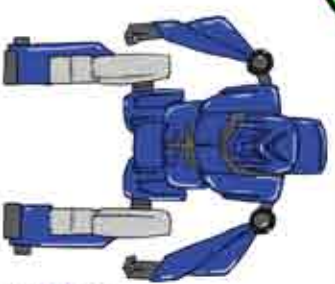
16



19



4



5

17






18

6

# picture bingo

© www.kidsinglish.com





# word bingo

© www.kidsinglish.com

car	doll	teddy bear	bug	robot
guitar	jigsaw puzzle	train set	car	teddy bear
doll	teddy bear	bug	guitar	jigsaw puzzle
jigsaw puzzle	guitar	robot	doll	train set
bug	train set	doll	robot	car

